

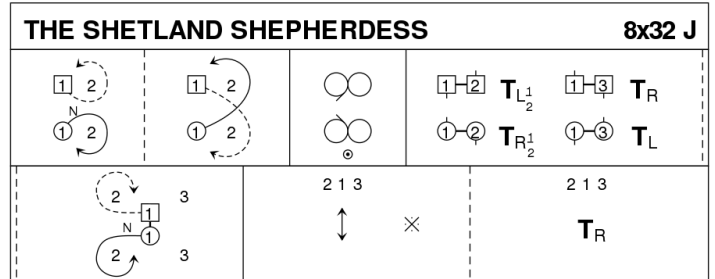
RSCDS Cheshire Branch - Visitors Evening

2019-05-15

1 THE SHETLAND SHEPHERDESS J32 · 3/4L

Ron Wallace: *A Third Book of Graded Scottish Country Dances* · Crib: *E-cribs* · Diagram: *Keith Rose's Diagrams*

- 1-- 1c dance between 2c and cast up to place ; dance ½ Fig8 round 2c (1x,2,3)
 9-- 1c cross down into mirror Reels3 on own side, 2c starting out and up (1,2,3)
 17-- 1c (start inwards) change place with 2c EH and face out | 1c turn 3c EH to face up in the middle ; 1c dance to top and cast off (2,1,3)
 25-- All A&R and clap on last beat of [28] ; All turn P RH (2,1,3)



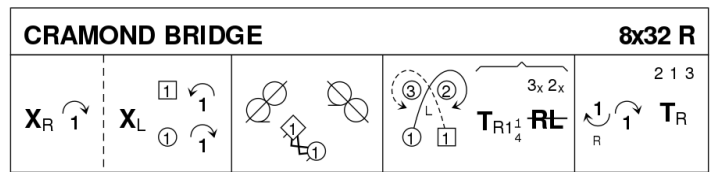
Ron Wallace, San Andreas Collection, RSCDS Graded Book 3.8

3C/4C longwise set.

2 CRAMOND BRIDGE R32 · 3/4L

Valerie Farr: *The London Jubilee Book (1979)* · Crib: *E-cribs* · Diagram: *Keith Rose's Diagrams*

- 1-- 1c cross RH, cast (2c up) ; cross LH, cast 1W up, 1M down and dance in to meet facing 2M
 9-- 1c in promhold dance half diagonal Rsh Reel3 with 2M+3W ; repeat with 3M+2W, 1c finish in middle facing women' side
 17-- 1c lead out on W side and cross, casting round 2W and 3W positions (1M down, 1W up) to meet in middle ; 1c turn RH 1¼ times **while**{4} 3c+2c ½ R&L around them
 25-- 1c lead up between top couple and cast off ; 2c+1c+3c Turn RH



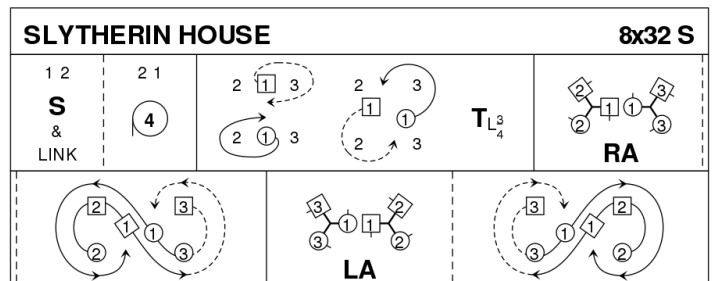
Valerie Farr, 1979, London Jubilee Book

3C/4C longwise set.

3 SLYTHERIN HOUSE S32 · 3/4L

Chris Ronald: *RSCDS LII 3* · Crib: *E-cribs* · Diagram: *Keith Rose's Diagrams*

- 1-- 1c+2c S&Link ; Circle4 L (2,1,3)
 9-- 1c cast clw round 3c, pass Lsh up/down, cast Lsh round 1c and turn P LH to midline, M below W
 17-- 2c+1W & 1M+3c RHA ; (Snake) 1W+2W+2M & 1M+3M+3W unwind, pass the other dancers Lsh and loop L to (3,1,2)
 25-- 3c+1M & 1W+2C LHA ; (Snake) 1W+2W+2M & 1M+3M+3W unwind, pass the other dancers Rsh and loop R to (2,1,3)



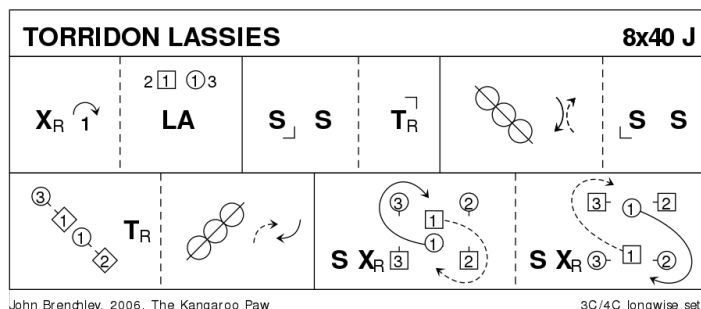
Chris Ronald, 2016, RSCDS Book 52.3

3C/4C longwise set.

4 TORRIDON LASSIES J40 · 3/4L

John Brechley: *The Kangaroo Paw* · Crib: *E-cribs* · Diagram: *Keith Rose's Diagrams*

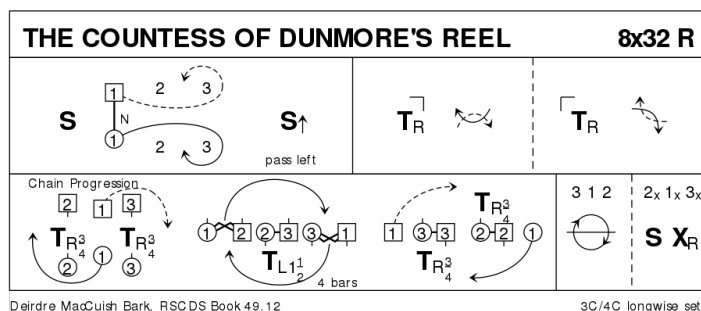
- 1-- 1c cross RH | cast off (2c up) ; Teapots L, finish BtoB facing 4cnr
 9-- SetH&G to 4cnr and P, and face 1cnr ; Turn 1cnr RH and face 2cnr
 17-- ½ Reel4 on 2diag and face 3cnr ; SetH&G to 3cnr and P and face 4cnr
 25-- Turn 4cnr RH and face 1cnr ; ½ Reel4 with 1cnrs to meet in centre Rsh to Rsh facing up/dn
 33-- 1c cast Rsh round 2cnr to 2plx ; ½ Fig8 round 4cnr to 2pl while{8} corners set to P | cross RH ; set facing up/dn and change places RH to (2,1,3)



5 THE COUNTESS OF DUNMORE'S REEL R32 · 3/4L

Deirdre MacCuish Bark: *RSCDS XLIX 12* · Crib: *E-cribs* · Diagram: *Keith Rose's Diagrams*

- 1-- 1c set | dance down (2c up) ; cast up round 3c | set advancing to face 1cnr
 9-- 1c turn 1cnrs RH, pass Rsh; turn 2cnrs RH, pass Rsh to face out in 2pl (cnrs dance for {4})
 17-- [3C Chain Progression] 1c cast ¼ clw round set **while** 2c & 3c Turn RH ¾ | 2M+3W turn LH 1½ **while{4}** the others promenade clw ½ round set | 3c+2c turn RH ¾ **while** 1c dance clw to 2pl
 25-- all chase ½ way clw ; set - cross RH

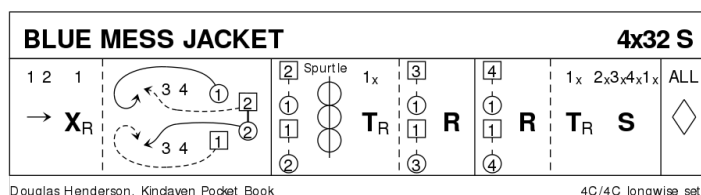


3C Chain Progression was earlier known as Chaperoned Chain Progression

6 THE BLUE MESS JACKET S32 · 4/4L

Douglas Henderson: *Kinclaven Pocket Book of Six Scottish Country Dances* · Crib: *E-cribs* · Diagram: *Keith Rose's Diagrams*

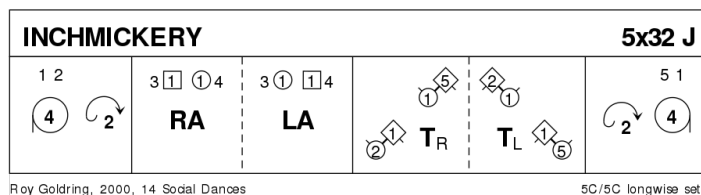
- 1-- 1c+2c (leading) lead down, on [4] 1c cross ; 2c lead up to 2pl **while{4}** 1c cast to the top, and curve in to finish BtoB between 2c facing opposite side
 9-24 The Spurtle:
 9-12 1c+2c, ½ Reel4, 2c ends in 1plx (cast up) as 1c moves down with quick RH turn to face 3c in the same way
 13-16 1c+3c repeat
 17-20 1c+4c repeat
 21-24 1c continue fast RH turn to 4plx (best as a double turn) | all set (2x,3x,4x,1x)
 25-- All ½ Petronella to own side (2,3,4,1).



7 INCHMICKERY J32 · 5/5L

Roy Goldring: 14 Social Dances for 2000 · Crib: E-cribs · Diagram: Keith Rose's Diagrams

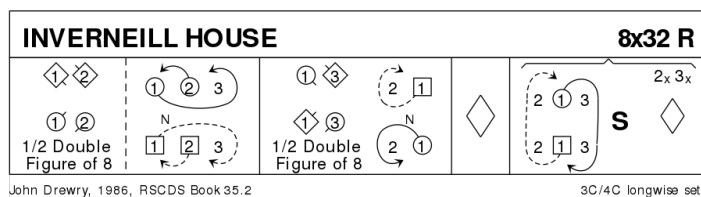
- 1- 1c+2c circle4 L ; 1c long cast to 3pl (2c+3c up) (2,3,1,4,5)
- 9- Teapots R ; and L (1c RHA with C on R ; LHA with C on L)
- 17- 1M+5W & 1W+2M Turn RH to places ; 1M+2W & 1W+5M repeat LH
- 25- 1c long cast to 5pl (4c+5c up) ; 5c+1c circle4 R (2,3,4,5,1)



8 INVERNEILL HOUSE R32 · 3/4L

John Drewry: RSCDS XXXV 2 · Crib: E-cribs · Diagram: Keith Rose's Diagrams

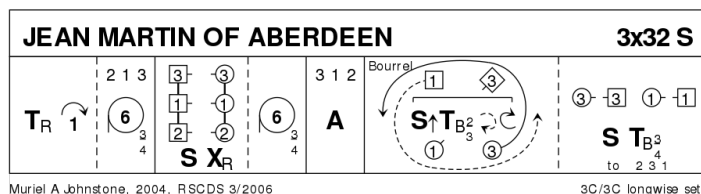
- 1- 1c+2c ½ DbIFig8 (to start, 1c cross down and 2c dance up, 2c finish facing out) ; 1c dance down NHJ between 3c and cast up to 2plx **while** 2c cast up and stand (2x,1x,3)
- 9- 1c+3c ½ DbIFig8 (1c cross down and 3c dance up) ; 1c dance up NHJ between 2c and cast off to 2pl own side (2x,1,3x)
- 17- 1c Petronella {8} (to 2x,1x,3x)
- 25- 2c+3c Petronella {8} **while** 1c casts Rsh back | cross (M / W between 3c /2c) ; cast to 2pl | set with 2c+3c (2,1,3)



9 JEAN MARTIN OF ABERDEEN S32 · 3/3L

Muriel A Johnstone: Magazine Dances 2005-2009 · Crib: E-cribs · Diagram: Keith Rose's Diagrams

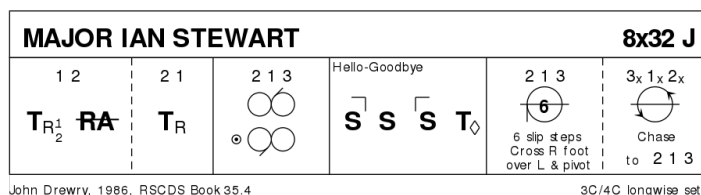
- 1- 1c Turn RH, cast (2c up) ; All circle6 L ¾ into lines across (W facing down, M up)
- 9- All set | change places RH with P ; All circle6 L left ¾ and end in middle facing up (3,1,2) for
- 17- Allemande (2,1,3)
- 25- 1c+3c Bourrel : 1M+3W set adv. | Turn BH ¾ & twirl to end BtoB in middle, 3W facing up & 1M down **while** 4 1W+3M chase cclw to face P set to P | Turn BH ¾ to (2,3,1)



10 MAJOR IAN STEWART J32 · 3/4L

John Drewry: RSCDS XXXV 4 · Crib: E-cribs · Diagram: Keith Rose's Diagrams

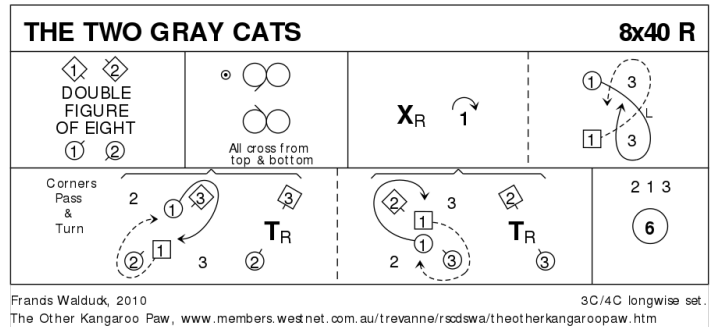
- 1- 1c+2c turn RH ½ into | ½ RHA into ; 2c+1c turn RH, 2c finish facing out (2,1,3)
- 9- Opposing Reels3 on own sides (1c inwards, Rsh to 4cnr) 1c finish facing 1cnr, 2c+3c finish with loops
- 17- SetH&G to (2,1,3)
- 25- Circle6 L {3}, cross R foot over L and chase back cclw to (2,1,3)



11 THE TWO GRAY CATS R40 · 3/4L

Francis Walduck: *The Other Kangaroo Paw* · Crib: *MiniCribs* · Diagram: *Keith Rose's Diagrams*

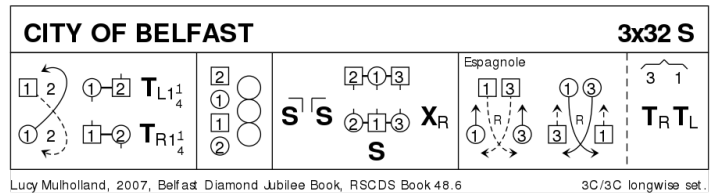
- 1-8 | 1s+2s dance double Fig 8, 2s dancing up to start & finish facing out/up
- 9-16 | 1s+2s+3s dance »Inveran Reels« on sides, each couple crossing down from 1st place & crossing up from 3rd place (1s cross down, 2s dance up, 3s cross up to start)
- 17-24 | 1s cross RH, cast (2s step up), 1s cross down LH between 3s, cast up passing LSh to face 1st corners
- 25-32 | 1s dance Pass+Turn with 1st and 2nd corners, pass RSh to 2nd place own sides
- 33-40 | 2s+1s+3s circle 6H round & back



12 CITY OF BELFAST S32 · 3/3L

Lucy Mulholland: *RSCDS XLVIII 6* · Crib: *E-cribs* · Diagram: *Keith Rose's Diagrams*

- 1- | 1c ½ Fig8 round 2c ; 1c turn 2c EH 1¼ into line across, 1c in the middle
- 9- | 1c+2c Reel4, finish 2c in 1pl and 1c (last pass is Lsh) facing 1cnr
- 17- | 1c set to 1cnr | set to 2cnr, dancing R into sideline (2,1x,3) ; All set | 1c cross RH
- 25- | 1c+3c Espagnole (2,3,1)



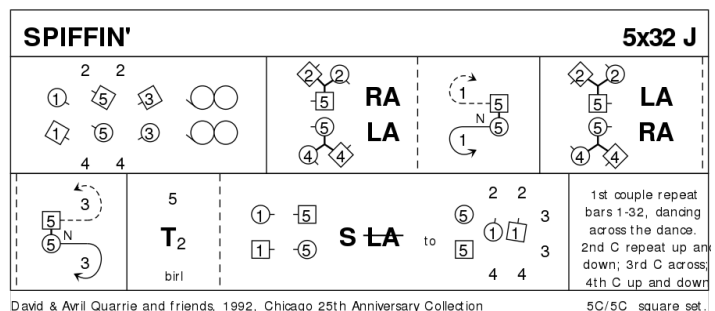
Espagnole: both W lead RHJ to M side, cross and cast back to exchanged places while Men cross to W side, lead RHJ back to M side crossing to exchanged places ; all turn P EH (2,1)

13 SPIFFIN' J32 · 5S

Quarries and Friends: *Chicago 25th Anniversary Collection* · Crib: *E-cribs* · Diagram: *Keith Rose's Diagrams*

5c (dancing couple) stands facing 1c in centre of square set, numbered clw as usual.

- 1- | 5c parallel Lsh Reels3 with 1c+3c
- 9- | 5M+4c LHA while{4} 5W+2c RHA ; 5c dance (NHJ) between 1c, divide, 5M(5W) casting left(right) round 1W(1M) back into the centre for
- 17- | 5M+4c RHA while{4} 5W+2c LHA ; 5c dance (NHJ) between 3c, divide, and cast back round 3M(3W), into the centre
- 25- | 5c with RH elbow-grip (Kilt grip) make any (eg. tulloch) turn {4} ; 5c face 1c and set, ½ LHA to finish with 5c in 1pl and 1c in the middle facing 2c (i.e. next couple clw) to start again.

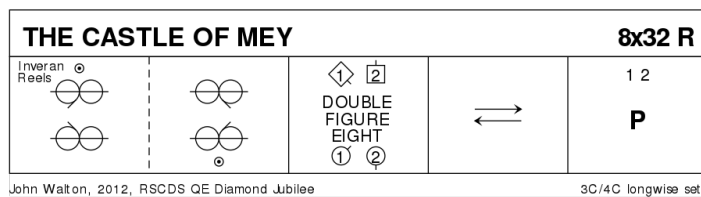


after 5 times through, 5c finish in the middle, all other C have moved one place clw

14 THE CASTLE OF MEY R32 · 3/4L

John Walton: QE Diamond Jubilee Dances · Crib: E-cribs · Diagram: Keith Rose's Diagrams

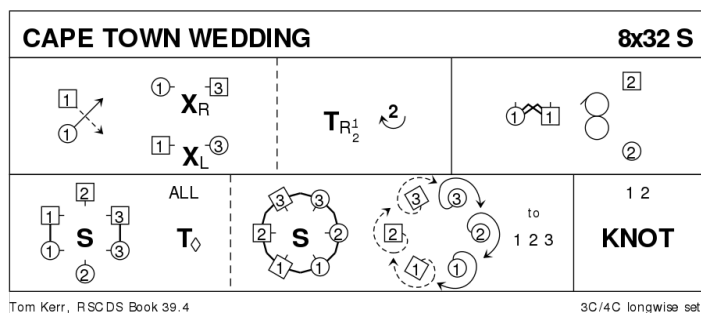
- 1- Inveran Reels 3 on the sides, 1c crossing down to start (1,2,3)
- 9- 1c+2c DblFig8, 1c cross down to start
- 17- 1c lead down the middle and up, finishing for
- 25- 1c+2c Poussette



15 CAPE TOWN WEDDING S32 · 3/4L

Tom Kerr: RSCDS XXXIX 4 · Crib: E-cribs · Diagram: Keith Rose's Diagrams

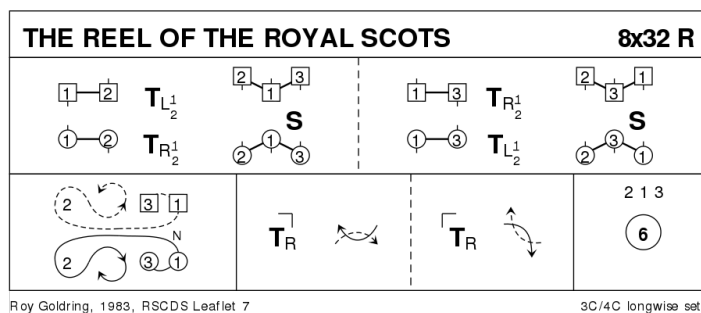
- 1- 1c cross down (no hands) to 2pl (2c up) | change places with 3c EH ; 1c turn RH ½ | lead to top (2c+3c down) and face up in promhold
- 9- 1c with 2c Rsh Reel3 across, at the end 1c pivots inwards into 1pos on own side facing down NHJ, with 2c in 2pl, on [16] 3c step in and face up NHJ
- 17- All set, all Petronella (1c+3c in tandem) ; all set advancing {1} to join hands in circle, **while** setting {1} pull Rsh back tightly | and cast clw (to 1,2,3)
- 25- 1c+2c the Knot



16 THE REEL OF THE ROYAL SCOTS R32 · 3/4L

Roy Goldring: The Leaflet Dances with Music · Crib: E-cribs · Diagram: Keith Rose's Diagrams

- 1- 1W+2W (1M+2M) turn LH (RH) ½, finishing 1c BtoB in 2pl | All set as in DTr ; 1W+3W (1M+3M) turn RH (LH) ½ | 2c+3c+1c set as in DTr
- 9- 1c followed by 3c dance up between 2c, cast off ; dance NHJ down through 3pl, cast up to face 1cnrs, 3c looping into 3pl
- 17- 1c turn 1cnrs RH, pass Rsh (cnrs dance for {4}) ; turn 2cnrs RH (same), and cross Rsh to (2,1,3)
- 25- All circle6 and back

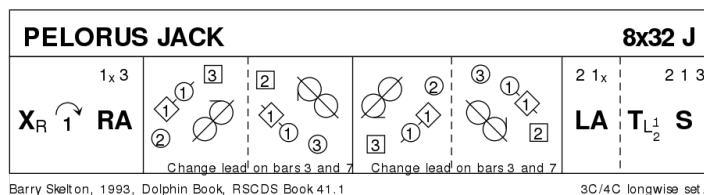


17 EXTRAS

18 PELORUS JACK J32 · 3/4L

Barry Skelton: RSCDS XLI 1 · Crib: E-cribs · Diagram: Keith Rose's Diagrams

- 1-- 1c cross RH, cast (2c up) ; 1c+3c RHA, finish 1M facing 1cnr, 1W behind him
- 9-- 1c in tandem +1cnrs ½ diagonal Reel3, Rsh to 3W (1M & 1W loop R singly for lead change, so 1W now leads P) ; ½ diagonal Reel3, Rsh to 2W (+ lead change)
- 17-- Continue pattern twice
- 25-- 2c+1c LHA ; 1c turn LH ½ | all set (2,1,3)



19 ORPINGTON CALEDONIANS R32 · 3/4L

John Brenchley: RSCDS XLIX 2 · Crib: E-cribs · Diagram: Keith Rose's Diagrams

- 1-- 1c set | 1W followed by 1M cast off 1pl (2c up on 5-6) and cross | 1c+3c turn LH ½ on sidelines (1M+3M face out)
- 9-- 1c+3c L-Chain (1M face out)
- 17-- 1M followed by 1W cast up (3c down on 19-20) and cross ; 1c+2c RHA (1M+2W face out)
- 25-- Reels3 on the sides, 1c Lsh to 3c (2,1,3)

